

# Energy Efficiency Board 2020 Programs and Operations Report

MARCH 1, 2021

BROUGHT TO YOU BY

## EVERSOURCE



**energize**   
CONNECTICUT

Empowering you to make  
smart energy choices

# EXECUTIVE SUMMARY



We are pleased to present our 2020 Annual Legislative Report, an opportunity to look back at one of the most challenging and difficult years that many of us have ever experienced. The COVID-19 pandemic gripped the world, upending how

we live, work and function as a society. It is hard to imagine any aspects of our lives that weren't significantly impacted in some manner by the global health crisis.

This, of course, included our ability to deliver energy efficiency programs funded by the Energy Efficiency Fund. As pandemic-related measures were put in place, non-essential businesses were shut down which included programs delivering Connecticut's energy efficiency programs.

Over the years, the Energy Efficiency Board (the Board) has had to confront a number of challenges to our ability to administer our energy efficiency programs in a consistent and effective manner. At times, such disruptions have had long-term effects on our capacity to achieve the energy savings goals with which we are charged. Partly in response to these challenging times, the Board developed a series of principles, listed at the bottom of this page, to help guide our decision-making and make clear to all stakeholders the rationale behind those choices.

Two of these principles – focusing on direct savings to customers as well as maintaining a sustainable workforce – guided our thinking as we deliberated on how to respond to the pandemic. First, we knew that the economic impacts of shutting down all but essential businesses meant that our ability to provide direct savings to customers would be even more important. Second, we also knew we would need to take the necessary steps to maintain the community of businesses who deliver our services by providing them with stability, predictability and cash flow.

Through a collaborative effort with DEEP, Eversource, AVANGRID, Inc. subsidiaries CNG, SCG, UI, and a very engaged group of energy efficiency businesses, we were able to make short-term adjustments to our programs that (1) increased incentives for customers and (2) allowed for new and safe ways to keep our programs up and running during the pandemic.

While there were difficult and tense times as we worked through these and other issues, we are incredibly proud to have played our small part in helping to navigate our energy efficiency programs through an unprecedented situation. As our work in 2021 continues, we have refocused our efforts on ensuring equitable distribution of energy efficiency throughout all sectors, and we are committed to maintaining that focus both in spirit and in practice. It truly has been an honor and a privilege to work with such a committed group of stakeholders to continue our journey towards a more efficient future.

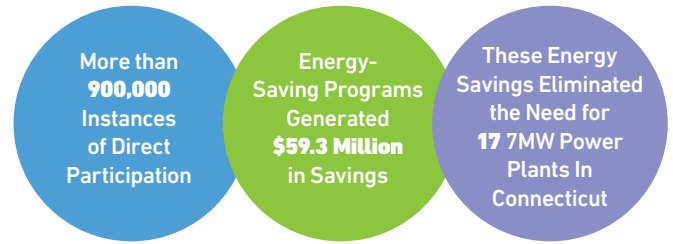
**Neil W. Beup**  
Chairperson  
Linde  
10 Riverview Road  
Danbury, CT 06810

**Amy McLean**  
Vice Chairperson  
Acadia Center  
21 Oak Street, Suite 202  
Hartford, CT 06106

## Everyone Benefits from Energy Efficiency

### The participation of some benefits all.

We all benefit from energy efficiency, even those who do not directly participate in taking energy-efficient actions.



When businesses and residents make energy efficiency improvements, we see ripple effects: reduced energy usage lowers demand on our power plants and the grid, lowering costs to deliver and supply energy while also deferring greenhouse gases and air pollutants emitted during energy creation, which then helps to improve air quality and public health.

Furthermore, energy efficiency solutions must be accessible to everyone, including high-need and distressed communities. Given the investment needed for participants to implement energy efficiency solutions, we created ways for economically-stressed families and businesses to participate and benefit from the long-term savings that follow these improvements.

### National Recognition

Since 2000, the American Council for an Energy-Efficient Economy (ACEEE) has consistently ranked Connecticut as one of the top 10 states in the nation for energy efficiency. In their 2020 State Energy Efficiency Scorecard, Connecticut ranked seventh in the nation. Energize Connecticut, in partnership with Eversource and CNG, SCG and UI, received the ENERGY STAR® Partner of the Year—Sustained Excellence Award in Energy Efficiency Program Delivery in recognition of several achievements, including a program that provided incentives to a wide expanse of contractors and our business partners in retail, manufacturing, and distribution for nearly 27,000 units of high-efficiency heating, cooling, and water heating equipment. In 2020 this program provided customers with \$4.7 million in annual energy savings.

### Energy Efficiency Board Guiding Principles:

1. Advance state energy and environmental policy goals
2. Offer tailored solutions for market segments while ensuring equitable distribution
3. Focus on direct savings to customers
4. Develop and maintain a sustainable workforce
5. Continuous commitment to deliver comprehensive energy efficiency strategies
6. Implement effective demand reduction strategies
7. Continue to explore and implement financing options

## ENERGY EFFICIENCY IS THE LOWEST COST ENERGY RESOURCE

At an average of 6 cents/kWh, it is less expensive to save energy through Connecticut's existing, award-winning efficiency programs than it is to generate it through any other means.



Together, Eversource, CNG, SCG, UI, the Energy Efficiency Board and the Connecticut Green Bank make Connecticut a better place to live and work.



# 2020 Key Benefits

**Every \$1.00 collected results in an additional \$4.84 of clean energy investment**

This investment by residential, business and municipal energy customers improves the quality of life in Connecticut.



### 44,094 Jobs

Clean energy investment supports Connecticut jobs in HVAC, electrical, manufacturing, insulation, weatherization and solar industries. (Includes 36,000 efficiency jobs)<sup>1</sup>



### \$6.2 Billion increase to the gross state product

Generated by the Conservation and Load Management Plan (Eversource, CNG, SCG and UI) and the Comprehensive Plan (Connecticut Green Bank).<sup>2</sup>



### Energy savings equivalent to a 122 MW power plant

This is enough energy to power approximately 40,923 homes for a year.



### 186,081 tons of CO<sub>2</sub> emissions avoided, plus \$5.2 Million in public health costs saved

Supporting our state's drive towards carbon neutrality.<sup>3</sup>



### \$72 Million in Connecticut tax revenues

Generated from energy efficiency, renewable and financing measures supported by the Conservation and Load Management Plan (Eversource, CNG, SCG, UI) and the Comprehensive Plan (Connecticut Green Bank).<sup>4</sup>



The numbers presented are from the implementation of the 2020 Conservation & Load Management Plan (C&LM) administered by Eversource, CNG, SCG and UI and the 2020 Comprehensive Plan administered by the CT Green Bank. These numbers reflect 2020 annual savings and benefits calculated from C&LM and CT Green Bank reporting.

<sup>1</sup> 2020 CT Clean Industry Energy Report reflects 2019 data and projects a potential loss of 5,000 plus jobs due to COVID.

<sup>2</sup> 2020 Environment Northeast (ENE) (Based on updated formula data.)

<sup>3</sup> EPA Avoided Emissions and Generation Tool (AVERT) and EPA Co-Benefits Risk Assessment Model

<sup>4</sup> Based on the 2019 Navigant Study

# COMMERCIAL & INDUSTRIAL ENERGY SOLUTIONS

# \$34.3 Million Saved\*

THIS IS HOW WE DID IT IN 2020

## 6,317 INSTANCES OF PARTICIPATION

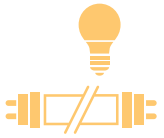
Businesses of all sizes, municipalities and state facilities, colleges and universities, hospitals and non-profits have all benefited from energy efficiency solutions.

Tailored, segment-specific energy solutions utilizing market segmentation research continues to be the winning formula for commercial and industrial customers. Strategic initiatives included:

- ▶ Advanced lighting: Including controls and connected lighting systems, which increase the electricity savings of LEDs even more by curtailing their use when not needed.
- ▶ HVAC: Expanded the established distributor equipment network and included more eligible products in the "upstream" or "instant discount" program, pushing market transformation and encouraging early retirement of inefficient equipment.

\* Based on annual savings expected in Connecticut.

**49%** from Lighting



**24%** from Heating



**19%** from Process Equipment



**3%** from Variable Frequency Drives



**2%** from Cooling



**1%** from Motors



**1%** from Refrigeration



**1%** from Hot Water



**605** Small Business Projects



**170** Small Business Projects In Distressed Communities



**553** Municipal & State Projects



**132** Measures used heat pump technology



# 61,888

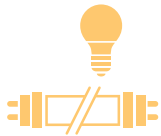
Homes received an energy assessment and money-saving energy efficiency improvements



## 49% from Heating & Cooling<sup>1</sup>



## 28% from Lighting



## 11% from Insulation /Envelope<sup>2</sup>



## 7% from Hot Water<sup>3</sup>



## 4% Other Measures



## 1% from Refrigeration<sup>4</sup>



## 4.8 Million LED Bulbs Sold at Retail



- 1 including 19,497 heating and cooling systems installed (Include 5,376 heat pumps)
- 2 including 2,754 Insulation rebates
- 3 including 3,961 water heating units installed
- 4 including 11,251 refrigerator & freezer rebates

# RESIDENTIAL ENERGY SOLUTIONS

# \$25 Million Saved\*

## THIS IS HOW WE DID IT IN 2020

## 900,000 INSTANCES OF PARTICIPATION

With approximately 58 percent of Connecticut's housing stock built prior to 1970, energy-efficient improvements to insulation, air sealing, windows and heating and cooling equipment continue to be a priority throughout the state.

For income-stressed families and communities, energy efficiency has an even greater impact.

▶ 25,575 participants in the Home Energy Solutions<sup>SM</sup>—Income Eligible program received services valued at an average of \$1,150 per home and will save an average of \$250 per year.

▶ For more than 20 years, the Conservation and Load Management Plan, developed and delivered by Eversource and CNG, SCG and UI, has supported municipal housing authority properties throughout Connecticut, saving them money and improving the quality of life for their tenants. In 2020, 20 housing authorities participated in an energy efficiency program, saving approximately \$336 Thousand annually, and \$4.6 Million over the lifetime of the installed improvements.

According to the CT Department of Labor, the number of multifamily dwellings has doubled in the last ten years. Energy-efficient new construction and upgrades to existing buildings have been part of that growth.

There have been 66 zero energy homes built since 2015 with 9 homes completed in 2020. In 2020 Hartford Habitat for Humanity received a Housing Innovation Award from the U.S. Department of Energy for its first zero energy home, the construction of which was supported by Conservation and Load Management funds.

Eversource and AVANGRID, Inc. subsidiaries CNG, SCG and UI launched a new opportunity for residential customers with eligible Wi-Fi-connected thermostats to earn incentives for helping reduce greenhouse gas emissions associated with peak summer electric demand.

## 1,872

New multifamily units completed



## 22,545

Existing multifamily units upgraded



## 66

Zero energy homes built in the past six years



## 11,303

Customers enrolled in summer peak demand program



\* Based on annual savings expected in Connecticut.



## RESOLUTIONS FOR UNPRECEDENTED TIMES

In March of 2020, our region and the country as a whole came to a grinding halt as we faced the unprecedented impacts of a new and unknown virus. Shortly after the onset of COVID-19, Eversource, CNG, SCG and UI (The Companies) paused all on-premise energy efficiency work in order to assess how to continue to provide residential and business customers with energy-saving solutions while protecting those involved—including customers, employees, and vendors. This focus was maintained through the agility of partners who worked with the Energy Efficiency Board (the Board) to find solutions as a working community.

In order to get our clean energy workforce back to business and resume energy efficiency services in a safe manner, The Companies led an effort to develop health and safety guidelines for the contractor community. This was accomplished by:

More than 4,400 regional contractor workers received Health & Safety training (549 were from CT)

- ▶ Following the expertise of local, state and federal authorities as well as Environmental Health & Engineering, Inc., a third-party health and safety consulting firm, we identified 1) when and how certain energy efficiency work could be completed with minimal risk to the safety of customers and contractors as well as 2) the proper personal protective equipment (PPE) and procedures to complete work safely.
- ▶ Coordinating as one through the Energize Connecticut initiative in order to successfully implement these guidelines.
- ▶ Developing adapted versions of program offerings in Connecticut.
- ▶ Requiring program contractors to complete health and safety training related to these guidelines and show aptitude in those guidelines by passing a health and safety certification test. Only contractors who received this certification were permitted to resume in-person services.

## DELIVERY OF SAFETY-CONSCIOUS SERVICES

Despite having to suspend in-person services for a period of time, we were able to keep participation in energy efficiency going thanks to the following: 1) virtual pre-assessments, audits, and virtual inspections, 2) new and enhanced offerings and rebates, 3) active demand response programs, 4) the ability to complete certain services in exterior/unoccupied spaces in homes or businesses and 5) the development of health and safety measures, which allowed the safe resumption of in-person services.

## VIRTUAL TECHNOLOGY

Operating in this virtual world of video conferencing, email and instant messaging allowed The Companies and their business partners to develop virtual pre-assessments to Home Energy Solutions<sup>SM</sup> and Home Energy Solutions – Income Eligible as well as virtual pre-assessments

for small businesses. By participating, customers receive the same level of energy expertise, and instead of interacting in-person, energy experts provide guidance and recommendations via video conferencing, pictures or video. In addition, after virtual pre-assessments for Home Energy Solutions and Home Energy Solutions–Income Eligible, participants receive no-cost, energy saving products for self-install, including LED light bulbs and advanced power strips.

For both business and residential customers across Connecticut, this allowed to continue to receive the benefit of energy efficiency services, despite the impacts that the COVID-19 pandemic had on in-person energy efficiency services. Through participation in virtual assessments, these customers could capture the cost savings of energy efficiency during a time when many were facing difficult financial times.

The actual implementation of these virtual and on-site offerings did not come without its challenges. However, through effective communication and collaboration between the Board, The Companies and energy efficiency contractors, we were successful in troubleshooting any issues that came about. Upon receiving feedback from contractors when they began conducting work in adherence to the health and safety guidelines, we worked as a collective group to refine the guidelines and then communicate those updated guidelines to contractors.



Customer speaking with technician over video chat during one of the first virtual assessments



Eversource energy-saving products self-install kit

|         |                                                                                                                                                                                                  |
|---------|--------------------------------------------------------------------------------------------------------------------------------------------------------------------------------------------------|
| June 11 | Guidelines for in-home/in-business customer contact published.                                                                                                                                   |
| June 17 | List of acceptable face coverings expanded due to limited availability of N95 masks.                                                                                                             |
| June 22 | Revised PPE requirements for contractors entering businesses for customer meetings or inspections but not completing installation work or otherwise touching/manipulating equipment or supplies. |
| June 29 | Provided guidelines for proper clothing disinfection procedures for contractors and added a recommendation for wearing shoe covers or disinfecting footwear.                                     |



The Virtual Assessment offer, or Virtual Pre-Assessment (VPA), for small business customers was well received by contractors and those customers who took advantage. These customers participated in a virtual walkthrough of their business and received a complimentary self-install kit of LED screw-in bulbs, aerators, spray valves and shower heads for their facility. While we anticipated a higher participation rate, suspended vendor services, reduced advertising and marketing activity may have contributed to the lower volume of participants.

Additionally, our traditional on-site assessment offers experienced lower participation in 2020. We have extended the VPA offering into 2021 and added an online ordering hub for our contractors to expedite fulfillment of the self-install kit devices.

### MARC COMMUNITY RESOURCES | MIDDLETOWN, CT

Although not a participant in the virtual pre-assessment, we were successful in helping small businesses like MARC Community Resources connect with energy and cost savings during the pandemic. In partnership with Energy Resources, Eversource helped MARC, a non-profit that provides individuals and families with support services, implement energy efficiency improvements into their newly-acquired but outdated building.



- ▶ New heating and cooling units and controls that save more than 45,000 kWh of energy annually
- ▶ Lighting upgrades that save 132,000 kWh of energy annually

air purifiers, and advanced system controls not only put contractors back to work and provide customers with cost savings and operational benefits, but they also create healthier living and working spaces with improved air quality.

## HERE TO HELP

Understanding the situation facing Connecticut customers, the Companies adopted a sympathetic tone for marketing campaigns and messaging. With many customers staying safe by spending more time at home and many facing economic impacts due to the pandemic, more customers than ever were in need of ways to save money. In response, the Companies softened energy efficiency messaging. The usual digital and email campaigns pivoted to communications centered around a “we’re here to help you save” approach. The Companies endeavored to communicate to customers that we were responding to the impacts of the global pandemic in Connecticut and, we were looking to help them weather the storm, if you will, by working to connect them to the cost savings of energy efficiency improvements.

*To keep customers engaged in energy efficiency after the start of the pandemic, both Eversource and UI added energy-saving tips and usage information to their website in an effort to provide customers with no-cost and inexpensive ways to save money and energy.*

**“The ability to go out and meet with and work with customers is important. Having PPE and the new guidelines allow us to do this and get back to conducting business as ‘normal’ as possible.”**

*Rich Cardita, Chief Commercial Officer - Energy Resources USA  
(an approved contractor for business energy assessments)*

## THE ENERGY EFFICIENCY WORKFORCE & ECONOMIC RECOVERY

The clean energy industry is likely well-poised to see a more rapid comeback compared to other sectors of the economy. This is because many jobs in the clean energy sector can be conducted while maintaining physical distancing and using personal protective equipment (PPE). The need for improvements is very apparent since much of our existing residential and commercial building stock in New England is older and thus can benefit from upgrades and retro commissioning efforts. Specifically, near-term investments in energy-efficient HVAC equipment,


| Programs Customer Participation Numbers                        |               |
|----------------------------------------------------------------|---------------|
| Home Energy Solutions (HES) Single Family                      | 12,051        |
| HES-Income Eligible Single Family                              | 4,324         |
| Small Business Energy Advantage                                | 605           |
| <b>Total On-Premise Participation</b>                          | <b>16,980</b> |
| Only Virtual Customers Numbers (includes Self -Installed Kits) |               |
| Home Energy Solutions (HES) Single Family                      | 837           |
| HES-Income Eligible Single Family                              | 17            |
| Small Business Energy Advantage                                | 17            |
| <b>Total Virtual Assessment Participation</b>                  | <b>871</b>    |



Housing Authority Data

| 2019 Data                |              |                     |                 |
|--------------------------|--------------|---------------------|-----------------|
|                          | Total        | Annual \$\$ Savings | LT \$\$ Savings |
| # of Housing Authorities | 35           |                     |                 |
| Units                    | 5,341        |                     |                 |
| Annual savings (kWh)     | 3,533,424    | \$ 720,238          |                 |
| LT savings (kWh)         | 37,807,637   |                     | \$ 7,706,543    |
| Annual savings (ccf)     | 104,315      | \$ 138,701          |                 |
| LT savings (ccf)         | 2,219,213    |                     | \$ 2,219,213    |
| Incentives Provided      | \$ 3,987,439 |                     |                 |
| Total Savings            |              | \$ 858,939          | \$ 9,925,756    |

| 2020 Data                |              |                     |                 |
|--------------------------|--------------|---------------------|-----------------|
|                          | Total        | Annual \$\$ Savings | LT \$\$ Savings |
| # of Housing Authorities | 20           |                     |                 |
| Units                    | 2,103        |                     |                 |
| Annual savings (kWh)     | 1,203,164    | \$ 274,285          |                 |
| LT savings (kWh)         | 16,158,317   |                     | \$ 3,706,625    |
| Annual savings (ccf)     | 45,260       | \$ 61,707           |                 |
| LT savings (ccf)         | 691,054      |                     | \$ 942,100      |
| Incentives Provided      | \$ 1,814,724 |                     |                 |
| Total Savings            |              | \$ 335,992          | \$ 4,648,725    |



Home Energy Solutions contractor conducting on-premise work in adherence to the health and safety guidelines that instruct contractors to wear personal protective equipment (PPE) to keep themselves and customers safe.

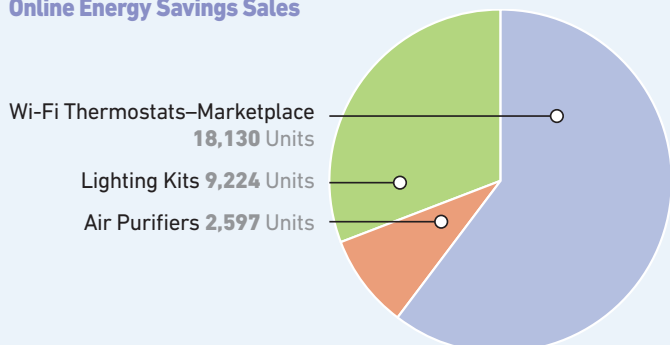
ENHANCED INCENTIVES FOR HOMEOWNERS AND RENTERS

| Starting in June of 2020, customers following enhanced incentives were offered the residential incentives:                                                         |                        |
|--------------------------------------------------------------------------------------------------------------------------------------------------------------------|------------------------|
| Eliminated the Home Energy Solutions co-pay                                                                                                                        | <del>\$75</del>        |
| Increased the rebate so that a average customer receives insulation at no cost.                                                                                    | \$2.20 per square foot |
| Created stand-alone triple-pane window rebate                                                                                                                      | \$100 Off              |
| Provided 90-day loan deferrals for Home Energy Solutions Payment Plan and Energize CT Heating Loan energy efficiency loans                                         | 90-day loan deferrals  |
| Increased air source and ground source heat pump incentives                                                                                                        | ↗                      |
| Introduced increased incentive offer for refrigerator and freezer recycling and provided contactless pick-up                                                       | ↗                      |
| Provided low-cost energy-saving product offerings to moderate and low-income homeowners and renters for LED light bulbs, air purifiers and Wi-Fi smart thermostats | ↗                      |
| Eversource & UI adjusted online marketplace offerings to include product bundles, Wi-Fi thermostats, air cleaning products, and energy savings messaging.          | ↗                      |

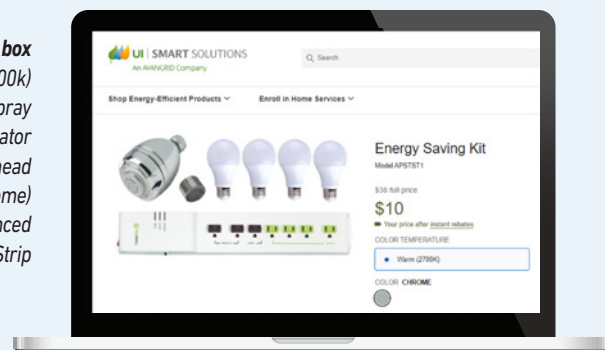
EASY SAVINGS OPPORTUNITIES

As the pandemic rippled through Connecticut, the value of energy efficiency became more apparent. Knowing that investments in energy efficiency improvements such as lighting, HVAC and advanced controls in both new or existing buildings would help customers optimize energy performance, create healthier places to live and work, and save on energy costs, we enhanced our incentives for participation. To notify customers of these enhanced incentives, print mailings, digital promotions and Company hosted webinars were used to inform customers and contractors.

Online Energy Savings Sales



- In the box**
- 4 - 9W A19 LED light bulbs (2700k)
  - 1 - Niagara Bubble Faucet Spray Aerator
  - 1 - Niagara Earth Showerhead (Chrome)
  - 1 - TrickleStar 7-Outlet Advanced Power Strip







## ENHANCED INCENTIVES FOR BUSINESSES

Starting in August of 2020, we also increased the incentives for energy efficiency projects for small business, municipal and commercial & industrial customers. For all of these customers incentives significantly lower, and in many cases completely cover, the upfront costs of energy efficiency improvements that can help them save now and in the future. To spread the word about these incentives, we held a number of webinars, some of which were catered to small businesses, restaurants, and K-12 schools.

“We continue to use our safety protocols and new pandemic guidelines when coordinating with energy engineers or contractors working on site so that there is minimal contact with staff,” said Mike Stein, facilities energy manager at Sikorsky. “We still have energy conservation deadlines and commitments, projects which were approved last year, and must move forward in order to reach our company’s Go Green initiatives. We will also continue to explore additional green funding opportunities with UI for 2021.”

Customers including Sikorsky, Westville Music Bowl of New Haven, Bridgeport Board of Education and RD Scinto of Shelton have focused on both indoor and outdoor lighting and lighting control projects. The outdoor projects allowed customers to have a contactless experience or leverage their own facility staff to manage the proper install of new equipment. Other indoor projects were managed around schedules and shifts to minimize contact and maintain the safety of all parties.

“We have safely continued making energy efficiency and lighting upgrades at our new outdoor venue at Westville Music Bowl in New Haven. We were able to accomplish this project during these challenging times because of the assistance from the team of rock stars at UI,” said Keith Mahler, president of Premier Facilities LLC. “Once current restrictions are lifted, these upgrades to our facilities will provide energy savings as well as a better customer experience.”

Between Eversource’s webinars with the CT Restaurant Association and the Eversource-hosted small business webinars, we had over 160 webinar registrants

## OUTREACH TO HIGH-NEED COMMUNITIES AND CUSTOMERS

Following the beginning of the pandemic, The Companies took a variety of actions to address the new challenges that both residents and businesses faced. To keep these groups engaged in energy efficiency, our outreach incorporated information-sharing sessions to identify at-risk business segments such as the food service industry. Additionally, The Companies continue engagement with residential at-risk customers by providing low to no-cost energy-saving products through school food distribution programs, foodbanks, and additional marketing outreach efforts.



### INFORMATION-SHARING WEBINARS

As small businesses and restaurant owners encountered some of the toughest impacts to their business because of the pandemic, Eversource held multiple webinars that discussed: 1) how these businesses could mitigate the transmission of the virus in their establishment, 2) bill payment assistance options, 3) state and federal financial assistance options, and 4) energy efficiency improvements they could implement to reduce their operating costs, including information on our enhanced incentives.

### ENERGY-SAVING PRODUCT DISTRIBUTION

In fall of 2020, UI began outreach through schools as an alternative to deliver efficiency measures and program information through the Smart Kids Plugged In project.

#### Community Efficiency Outreach from UI

- Outreach began in October 2020 with a focus on schools and continues into 2021:
- Bridgeport: 34 schools
- Milford: 14 schools
- Hamden: 10 schools
- Food Banks: 12 banks



## DEMONSTRATING ECONOMIC BENEFITS THROUGHOUT CONNECTICUT

This list includes energy efficiency and conservation benefits provided to residential, commercial and industrial customers of Eversource, CNG, SCG and UI.

| Town          | Energy Incentives | Annual kWh Saved | Lifetime kWh Saved | Peak Demand kW Saved | Annual CCF Saved | Lifetime CCF Saved | Annual Gallons (Oil & Propane) Saved | Lifetime Gallons (Oil & Propane) Saved | Annual Dollars Saved | Lifetime Dollars Saved | Annual CO <sub>2</sub> (Tons) Saved |
|---------------|-------------------|------------------|--------------------|----------------------|------------------|--------------------|--------------------------------------|----------------------------------------|----------------------|------------------------|-------------------------------------|
| Andover       | \$ 47,393         | 71,347           | 943,277            | 5                    | 124              | 1,860              | 2,107                                | 38,179                                 | \$ 19,831            | \$ 286,095             | 47                                  |
| Ansonia       | \$ 429,966        | 392,555          | 2,778,120          | 76                   | 22,192           | 448,153            | 6,038                                | 129,853                                | \$ 112,600           | \$ 1,285,096           | 342                                 |
| Ashford       | \$ 68,463         | 126,417          | 1,189,309          | 19                   | 37               | 558                | 1,242                                | 20,405                                 | \$ 28,717            | \$ 289,508             | 57                                  |
| Avon          | \$ 583,661        | 1,212,292        | 8,534,070          | 217                  | 12,155           | 199,192            | 14,041                               | 258,523                                | \$ 290,085           | \$ 2,533,208           | 649                                 |
| Barkhamsted   | \$ 187,356        | 247,673          | 3,008,269          | 30                   | 310              | 5,775              | 2,689                                | 47,394                                 | \$ 57,092            | \$ 725,628             | 116                                 |
| Beacon Falls  | \$ 458,114        | 507,725          | 6,523,472          | 160                  | 10,221           | 118,829            | 4,894                                | 97,504                                 | \$ 123,178           | \$ 1,653,180           | 295                                 |
| Berlin        | \$ 1,171,008      | 4,526,798        | 43,573,823         | 672                  | 27,843           | 482,293            | 12,521                               | 233,053                                | \$ 968,034           | \$ 9,707,875           | 1,907                               |
| Bethany       | \$ 158,500        | 316,550          | 4,064,081          | 56                   | 174              | 2,604              | 5,046                                | 98,405                                 | \$ 76,830            | \$ 1,061,805           | 163                                 |
| Bethel        | \$ 673,323        | 844,442          | 9,336,316          | 134                  | 17,024           | 287,033            | 8,103                                | 156,882                                | \$ 204,619           | \$ 2,511,692           | 494                                 |
| Bethlehem     | \$ 75,301         | 49,901           | 514,120            | 11                   | 74               | 1,116              | 2,295                                | 47,633                                 | \$ 15,853            | \$ 222,022             | 43                                  |
| Bloomfield    | \$ 1,924,069      | 4,086,602        | 41,875,289         | 671                  | 52,992           | 788,430            | 17,613                               | 352,744                                | \$ 912,391           | \$ 9,943,013           | 1,967                               |
| Bolton        | \$ 110,939        | 276,715          | 2,924,375          | 38                   | 844              | 11,375             | 4,039                                | 78,086                                 | \$ 66,731            | \$ 789,848             | 145                                 |
| Bozrah        | \$ 237            | 50               | 750                | -                    | -                | -                  | 28                                   | 417                                    | \$ 80                | \$ 1,197               | 0                                   |
| Branford      | \$ 748,757        | 1,240,892        | 11,812,678         | 196                  | 26,023           | 502,011            | 10,860                               | 212,748                                | \$ 299,288           | \$ 3,347,295           | 712                                 |
| Bridgeport    | \$ 3,152,708      | 5,742,111        | 55,199,192         | 829                  | 143,088          | 2,630,115          | 16,104                               | 353,440                                | \$ 1,315,829         | \$ 14,250,123          | 3,121                               |
| Bridgewater   | \$ 33,045         | 23,730           | 413,490            | 4                    | 161              | 2,418              | 1,164                                | 21,733                                 | \$ 7,883             | \$ 139,898             | 21                                  |
| Bristol       | \$ 2,433,614      | 4,463,644        | 47,745,077         | 658                  | 41,331           | 666,200            | 33,527                               | 632,590                                | \$ 1,019,249         | \$ 11,711,875          | 2,187                               |
| Brookfield    | \$ 710,996        | 2,182,480        | 14,469,216         | 309                  | 1,841            | 31,344             | 12,954                               | 265,884                                | \$ 474,815           | \$ 3,584,920           | 914                                 |
| Brooklyn      | \$ 157,718        | 328,662          | 2,824,826          | 42                   | 484              | 9,012              | 3,555                                | 69,610                                 | \$ 75,653            | \$ 745,486             | 157                                 |
| Burlington    | \$ 179,383        | 130,213          | 1,599,779          | 30                   | 403              | 6,446              | 9,834                                | 196,944                                | \$ 51,651            | \$ 825,406             | 144                                 |
| Canaan        | \$ 36,502         | 69,353           | 477,302            | 12                   | 124              | 1,860              | 1,164                                | 21,553                                 | \$ 17,011            | \$ 150,624             | 38                                  |
| Canterbury    | \$ 71,992         | 185,479          | 3,010,555          | 20                   | 25               | 372                | 2,424                                | 44,478                                 | \$ 43,614            | \$ 713,044             | 90                                  |
| Canton        | \$ 823,982        | 1,744,081        | 12,539,167         | 275                  | 18,398           | 259,185            | 8,081                                | 152,701                                | \$ 387,380           | \$ 3,116,198           | 818                                 |
| Chaplin       | \$ 43,715         | 97,330           | 1,098,753          | 15                   | -                | -                  | 1,072                                | 18,155                                 | \$ 22,342            | \$ 264,539             | 46                                  |
| Cheshire      | \$ 1,834,869      | 3,196,140        | 38,785,162         | 560                  | 50,099           | 776,822            | 27,983                               | 556,766                                | \$ 756,303           | \$ 9,827,858           | 1,743                               |
| Chester       | \$ 166,358        | 169,162          | 1,862,008          | 46                   | 112              | 1,674              | 6,161                                | 109,411                                | \$ 49,700            | \$ 647,487             | 125                                 |
| Clinton       | \$ 343,837        | 689,614          | 6,630,054          | 111                  | 5,719            | 109,979            | 9,171                                | 186,159                                | \$ 166,899           | \$ 1,887,575           | 377                                 |
| Colchester    | \$ 579,680        | 717,950          | 8,907,593          | 136                  | 236              | 3,534              | 13,272                               | 270,410                                | \$ 178,727           | \$ 2,463,662           | 388                                 |
| Colebrook     | \$ 16,244         | 17,039           | 180,521            | 2                    | 25               | 372                | 575                                  | 10,390                                 | \$ 4,928             | \$ 62,820              | 12                                  |
| Columbia      | \$ 100,075        | 120,392          | 1,328,100          | 25                   | 112              | 1,674              | 4,538                                | 88,114                                 | \$ 35,809            | \$ 487,491             | 91                                  |
| Cornwall      | \$ 64,531         | 95,983           | 949,510            | 18                   | 124              | 1,860              | 2,472                                | 52,209                                 | \$ 25,707            | \$ 322,237             | 60                                  |
| Coventry      | \$ 400,222        | 563,498          | 7,038,267          | 157                  | 662              | 11,632             | 9,158                                | 182,764                                | \$ 137,547           | \$ 1,878,354           | 294                                 |
| Cromwell      | \$ 467,084        | 1,337,817        | 10,548,597         | 178                  | 7,781            | 149,835            | 11,382                               | 222,508                                | \$ 305,405           | \$ 2,806,001           | 633                                 |
| Danbury       | \$ 3,386,459      | 7,579,283        | 70,717,867         | 1,104                | 78,945           | 1,109,250          | 21,577                               | 426,137                                | \$ 1,648,396         | \$ 16,162,290          | 3,412                               |
| Darien        | \$ 352,592        | 329,392          | 3,749,470          | 74                   | 6,887            | 128,207            | 16,620                               | 343,283                                | \$ 113,656           | \$ 1,720,357           | 339                                 |
| Deep River    | \$ 90,220         | 216,906          | 2,207,515          | 37                   | 235              | 4,446              | 1,194                                | 21,337                                 | \$ 46,971            | \$ 497,450             | 91                                  |
| Derby         | \$ 642,211        | 985,866          | 10,932,893         | 197                  | 16,285           | 279,713            | 2,601                                | 53,326                                 | \$ 218,789           | \$ 2,564,413           | 480                                 |
| Durham        | \$ 165,665        | 446,353          | 5,654,976          | 67                   | 3,552            | 53,285             | 5,630                                | 108,476                                | \$ 107,211           | \$ 1,448,742           | 238                                 |
| East Granby   | \$ 887,104        | 1,078,072        | 14,677,947         | 131                  | 1,501            | 27,972             | 7,556                                | 159,500                                | \$ 238,344           | \$ 3,363,937           | 458                                 |
| East Haddam   | \$ 132,052        | 234,581          | 3,653,604          | 27                   | 176              | 2,964              | 5,940                                | 120,751                                | \$ 62,673            | \$ 1,039,991           | 141                                 |
| East Hampton  | \$ 275,768        | 406,427          | 4,802,594          | 70                   | 9,349            | 134,963            | 10,156                               | 203,499                                | \$ 115,223           | \$ 1,590,135           | 309                                 |
| East Hartford | \$ 1,544,636      | 3,170,620        | 36,011,274         | 427                  | 56,491           | 947,193            | 14,505                               | 279,097                                | \$ 722,396           | \$ 8,729,121           | 1,636                               |
| East Haven    | \$ 1,856,926      | 2,182,290        | 23,863,426         | 322                  | 108,655          | 1,425,469          | 7,856                                | 165,262                                | \$ 548,853           | \$ 6,454,606           | 1,547                               |
| East Lyme     | \$ 1,178,919      | 1,930,234        | 17,732,421         | 327                  | 24,619           | 489,150            | 15,941                               | 321,015                                | \$ 450,653           | \$ 4,801,055           | 987                                 |
| East Windsor  | \$ 693,184        | 1,477,960        | 14,842,728         | 221                  | 20,550           | 340,038            | 6,434                                | 125,131                                | \$ 331,650           | \$ 3,587,340           | 712                                 |
| Eastford      | \$ 64,577         | 291,858          | 3,840,271          | 83                   | 12               | 186                | 910                                  | 18,117                                 | \$ 61,311            | \$ 813,358             | 110                                 |
| Easton        | \$ 135,911        | 144,533          | 1,094,569          | 34                   | 2,544            | 53,559             | 6,239                                | 135,485                                | \$ 46,948            | \$ 606,972             | 132                                 |
| Ellington     | \$ 370,738        | 763,431          | 9,913,822          | 113                  | 4,220            | 77,062             | 11,318                               | 218,137                                | \$ 186,161           | \$ 2,596,788           | 411                                 |
| Enfield       | \$ 1,896,019      | 5,373,973        | 49,599,198         | 875                  | 42,169           | 914,102            | 19,356                               | 388,506                                | \$ 1,167,584         | \$ 11,680,795          | 2,376                               |
| Essex         | \$ 168,594        | 262,675          | 2,892,529          | 57                   | 889              | 15,864             | 6,222                                | 129,537                                | \$ 69,389            | \$ 916,526             | 164                                 |
| Fairfield     | \$ 1,275,981      | 1,865,289        | 17,120,934         | 383                  | 66,359           | 1,280,029          | 11,993                               | 260,202                                | \$ 460,603           | \$ 5,215,090           | 1,212                               |
| Farmington    | \$ 1,758,104      | 2,998,579        | 34,330,568         | 414                  | 84,410           | 1,056,325          | 16,485                               | 308,027                                | \$ 715,682           | \$ 8,570,187           | 1,768                               |
| Franklin      | \$ 51,888         | 86,195           | 1,074,173          | 15                   | 128              | 2,499              | 1,951                                | 38,272                                 | \$ 22,395            | \$ 312,153             | 52                                  |

| Town             | Energy Incentives | Annual kWh Saved | Lifetime kWh Saved | Peak Demand kW Saved | Annual CCF Saved | Lifetime CCF Saved | Annual Gallons (Oil & Propane) Saved | Lifetime Gallons (Oil & Propane) Saved | Annual Dollars Saved | Lifetime Dollars Saved | Annual CO <sub>2</sub> e (Tons) Saved |
|------------------|-------------------|------------------|--------------------|----------------------|------------------|--------------------|--------------------------------------|----------------------------------------|----------------------|------------------------|---------------------------------------|
| Glastonbury      | \$ 1,445,275      | 3,060,657        | 28,352,304         | 547                  | 32,320           | 669,952            | 19,499                               | 373,123                                | \$ 693,561           | \$ 7,200,774           | 1,484                                 |
| Goshen           | \$ 109,857        | 37,235           | 438,686            | 8                    | 161              | 2,418              | 4,596                                | 87,221                                 | \$ 19,263            | \$ 309,679             | 61                                    |
| Granby           | \$ 183,598        | 251,411          | 2,762,667          | 34                   | 2,171            | 36,546             | 7,164                                | 138,822                                | \$ 70,521            | \$ 931,952             | 178                                   |
| Greenwich        | \$ 1,146,354      | 1,484,624        | 19,012,022         | 306                  | 59,048           | 1,039,181          | 10,627                               | 190,607                                | \$ 374,607           | \$ 5,205,507           | 1,011                                 |
| Griswold         | \$ 200,486        | 144,409          | 1,469,736          | 18                   | 7,402            | 111,828            | 3,955                                | 71,196                                 | \$ 45,267            | \$ 574,725             | 136                                   |
| Groton           | \$ 997,865        | 149,182          | 746,483            | 19                   | 115,995          | 1,323,371          | 866                                  | 16,141                                 | \$ 127,000           | \$ 1,382,349           | 800                                   |
| Guilford         | \$ 1,038,674      | 2,005,119        | 21,360,058         | 308                  | 45,547           | 582,104            | 16,902                               | 335,939                                | \$ 484,758           | \$ 5,633,404           | 1,168                                 |
| Haddam           | \$ 165,278        | 391,669          | 4,540,265          | 26                   | 244              | 3,946              | 7,866                                | 157,051                                | \$ 99,018            | \$ 1,302,637           | 223                                   |
| Hamden           | \$ 1,829,708      | 2,599,631        | 22,821,632         | 561                  | 92,557           | 1,879,602          | 18,304                               | 389,175                                | \$ 645,943           | \$ 7,213,034           | 1,708                                 |
| Hampton          | \$ 44,696         | 106,201          | 1,370,598          | 22                   | 50               | 744                | 972                                  | 17,860                                 | \$ 23,960            | \$ 319,445             | 47                                    |
| Hartford         | \$ 8,576,650      | 12,519,196       | 136,470,490        | 2,207                | 547,771          | 9,719,799          | 13,826                               | 273,788                                | \$ 3,008,477         | \$ 36,639,561          | 8,067                                 |
| Hartland         | \$ 14,867         | 8,169            | 99,470             | 2                    | 62               | 930                | 1,126                                | 21,423                                 | \$ 4,550             | \$ 74,905              | 15                                    |
| Harwinton        | \$ 575,916        | 93,576           | 1,209,314          | 13                   | 92,377           | 924,886            | 3,985                                | 75,977                                 | \$ 104,356           | \$ 1,265,901           | 662                                   |
| Hebron           | \$ 158,095        | 133,005          | 1,470,471          | 26                   | 3,261            | 49,545             | 6,564                                | 127,844                                | \$ 46,048            | \$ 659,236             | 136                                   |
| Kent             | \$ 68,349         | 112,404          | 1,325,229          | 24                   | 176              | 2,844              | 1,832                                | 35,742                                 | \$ 27,425            | \$ 356,289             | 60                                    |
| Killingly        | \$ 580,583        | 1,656,802        | 15,123,764         | 276                  | 8,917            | 82,435             | 10,104                               | 200,309                                | \$ 367,056           | \$ 3,590,700           | 749                                   |
| Killingworth     | \$ 131,967        | 173,004          | 1,995,192          | 38                   | 508              | 7,626              | 5,888                                | 115,840                                | \$ 50,340            | \$ 699,773             | 121                                   |
| Lebanon          | \$ 52,257         | 44,041           | 586,470            | 6                    | 62               | 930                | 2,277                                | 40,799                                 | \$ 14,774            | \$ 222,013             | 37                                    |
| Ledyard          | \$ 759,141        | 2,169,845        | 27,736,595         | 243                  | 835              | 16,046             | 8,855                                | 172,544                                | \$ 460,856           | \$ 5,974,843           | 867                                   |
| Lisbon           | \$ 225,126        | 725,059          | 3,824,024          | 91                   | 12               | 186                | 2,592                                | 51,140                                 | \$ 152,902           | \$ 891,014             | 283                                   |
| Litchfield       | \$ 225,552        | 338,814          | 3,920,022          | 56                   | 191              | 3,267              | 7,816                                | 155,798                                | \$ 88,225            | \$ 1,175,914           | 202                                   |
| Lyme             | \$ 42,700         | 40,534           | 552,108            | 9                    | 112              | 1,674              | 1,252                                | 25,942                                 | \$ 11,394            | \$ 176,143             | 29                                    |
| Madison          | \$ 511,164        | 489,724          | 6,186,698          | 74                   | 22,352           | 401,161            | 14,169                               | 284,440                                | \$ 153,108           | \$ 2,317,386           | 455                                   |
| Manchester       | \$ 2,516,384      | 4,825,918        | 46,443,772         | 625                  | 72,682           | 1,254,033          | 26,432                               | 510,989                                | \$ 1,099,777         | \$ 11,668,959          | 2,448                                 |
| Mansfield        | \$ 992,187        | 2,061,144        | 27,099,585         | 268                  | 109,006          | 844,199            | 7,408                                | 147,771                                | \$ 523,614           | \$ 6,532,878           | 1,501                                 |
| Marlborough      | \$ 138,401        | 229,981          | 4,044,561          | 29                   | 87               | 1,302              | 5,756                                | 115,121                                | \$ 61,042            | \$ 1,097,940           | 140                                   |
| Meriden          | \$ 2,717,244      | 2,883,077        | 38,082,783         | 437                  | 70,234           | 1,370,472          | 28,546                               | 563,199                                | \$ 710,822           | \$ 10,236,313          | 1,770                                 |
| Middlebury       | \$ 148,116        | 106,426          | 1,103,012          | 25                   | 5,355            | 84,511             | 7,121                                | 138,869                                | \$ 43,843            | \$ 646,537             | 144                                   |
| Middlefield      | \$ 98,417         | 204,529          | 2,696,469          | 20                   | 196              | 3,743              | 3,009                                | 58,400                                 | \$ 49,041            | \$ 687,958             | 104                                   |
| Middletown       | \$ 3,509,081      | 4,929,928        | 51,805,423         | 668                  | 114,345          | 1,224,288          | 34,862                               | 710,769                                | \$ 1,175,627         | \$ 13,205,017          | 2,846                                 |
| Milford          | \$ 1,649,533      | 2,871,967        | 30,929,139         | 632                  | 74,649           | 1,342,654          | 9,032                                | 190,598                                | \$ 663,269           | \$ 7,852,259           | 1,587                                 |
| Monroe           | \$ 563,393        | 743,116          | 8,303,116          | 156                  | 14,221           | 257,429            | 12,161                               | 235,463                                | \$ 192,412           | \$ 2,483,801           | 475                                   |
| Montville        | \$ 381,121        | 751,308          | 5,797,566          | 100                  | 42,432           | 305,426            | 8,999                                | 172,986                                | \$ 208,907           | \$ 1,864,983           | 630                                   |
| Morris           | \$ 70,380         | 66,943           | 905,630            | 8                    | 37               | 558                | 2,745                                | 51,079                                 | \$ 20,753            | \$ 315,274             | 46                                    |
| Naugatuck        | \$ 788,238        | 2,595,578        | 21,894,052         | 300                  | 14,647           | 298,440            | 19,040                               | 372,069                                | \$ 583,417           | \$ 5,561,070           | 1,217                                 |
| New Britain      | \$ 2,544,663      | 4,906,470        | 52,678,490         | 670                  | 79,696           | 1,444,792          | 14,265                               | 274,412                                | \$ 1,091,089         | \$ 12,487,376          | 2,396                                 |
| New Canaan       | \$ 450,893        | 531,585          | 5,912,852          | 80                   | 9,806            | 189,744            | 16,567                               | 332,241                                | \$ 156,883           | \$ 2,183,105           | 425                                   |
| New Fairfield    | \$ 190,865        | 105,698          | 1,323,173          | 22                   | 322              | 4,836              | 9,160                                | 182,510                                | \$ 44,851            | \$ 730,749             | 130                                   |
| New Hartford     | \$ 218,711        | 676,111          | 3,342,910          | 85                   | 385              | 6,272              | 3,986                                | 77,303                                 | \$ 146,840           | \$ 866,820             | 282                                   |
| New Haven        | \$ 4,406,891      | 12,070,174       | 120,698,577        | 1,340                | 724,508          | 8,085,599          | 9,715                                | 206,891                                | \$ 3,051,701         | \$ 31,855,284          | 8,992                                 |
| New London       | \$ 715,930        | 1,374,092        | 14,983,522         | 205                  | 22,158           | 387,098            | 5,415                                | 112,520                                | \$ 309,015           | \$ 3,617,131           | 685                                   |
| New Milford      | \$ 732,526        | 1,437,965        | 12,350,089         | 202                  | 70,513           | 712,781            | 16,686                               | 323,727                                | \$ 390,183           | \$ 3,922,773           | 1,122                                 |
| Newington        | \$ 2,178,826      | 4,074,676        | 43,458,481         | 640                  | 57,501           | 857,770            | 13,357                               | 247,306                                | \$ 903,121           | \$ 10,060,221          | 1,944                                 |
| Newtown          | \$ 520,103        | 453,714          | 4,766,682          | 101                  | 9,964            | 188,791            | 21,501                               | 446,877                                | \$ 154,184           | \$ 2,253,153           | 439                                   |
| Norfolk          | \$ 58,531         | 86,228           | 873,628            | 12                   | 37               | 558                | 1,373                                | 26,287                                 | \$ 20,910            | \$ 241,124             | 45                                    |
| North Branford   | \$ 1,019,941      | 1,540,758        | 16,938,684         | 249                  | 25,330           | 268,891            | 3,793                                | 81,422                                 | \$ 341,088           | \$ 3,820,697           | 749                                   |
| North Canaan     | \$ 334,131        | 1,305,075        | 11,303,656         | 178                  | -                | -                  | 203                                  | 3,749                                  | \$ 263,935           | \$ 2,262,482           | 464                                   |
| North Haven      | \$ 2,001,359      | 3,907,052        | 50,313,560         | 472                  | 18,826           | 377,394            | 13,296                               | 280,373                                | \$ 837,306           | \$ 11,070,733          | 1,643                                 |
| North Stonington | \$ 177,150        | 309,900          | 4,234,756          | 68                   | 1,346            | 15,943             | 4,177                                | 82,298                                 | \$ 74,101            | \$ 1,063,828           | 163                                   |
| Norwalk          | \$ 2,948,523      | 6,072,195        | 44,063,114         | 838                  | 153,399          | 2,190,011          | 25,744                               | 509,216                                | \$ 1,415,855         | \$ 12,040,911          | 3,387                                 |
| Norwich          | \$ 69,511         | 359,288          | 1,448,015          | 44                   | -                | -                  | 164                                  | 2,384                                  | \$ 72,937            | \$ 294,668             | 129                                   |
| Old Lyme         | \$ 209,887        | 220,703          | 2,761,921          | 40                   | 409              | 6,138              | 7,297                                | 143,744                                | \$ 63,549            | \$ 923,670             | 150                                   |
| Old Saybrook     | \$ 412,663        | 1,036,875        | 10,848,480         | 194                  | 3,738            | 63,526             | 8,865                                | 181,607                                | \$ 234,748           | \$ 2,677,867           | 480                                   |
| Orange           | \$ 1,792,808      | 1,841,653        | 20,697,093         | 312                  | 143,830          | 2,099,635          | 30,980                               | 516,814                                | \$ 571,089           | \$ 7,377,235           | 1,799                                 |
| Oxford           | \$ 361,562        | 502,844          | 6,173,641          | 66                   | 5,645            | 98,096             | 8,486                                | 173,905                                | \$ 127,602           | \$ 1,760,140           | 299                                   |
| Plainfield       | \$ 612,163        | 2,869,383        | 36,129,000         | 326                  | 2,509            | 40,580             | 7,333                                | 140,263                                | \$ 599,699           | \$ 7,590,646           | 1,107                                 |
| Plainville       | \$ 673,410        | 2,071,162        | 22,647,356         | 278                  | 11,365           | 215,653            | 10,586                               | 206,924                                | \$ 453,961           | \$ 5,228,436           | 915                                   |
| Plymouth         | \$ 340,155        | 515,235          | 5,510,970          | 79                   | 4,970            | 98,666             | 10,072                               | 203,934                                | \$ 133,472           | \$ 1,701,662           | 317                                   |

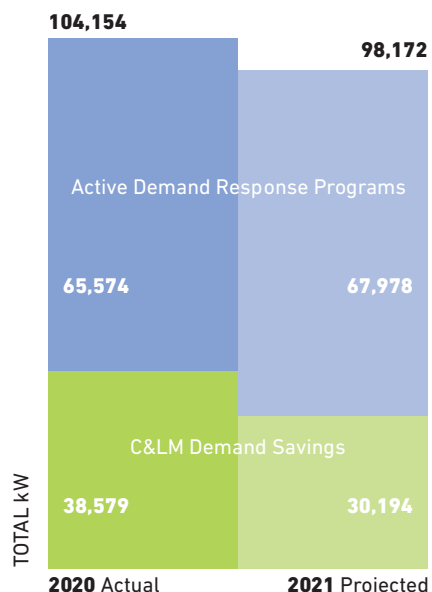
| Town          | Energy Incentives | Annual kWh Saved | Lifetime kWh Saved | Peak Demand kW Saved | Annual CCF Saved | Lifetime CCF Saved | Annual Gallons (Oil & Propane) Saved | Lifetime Gallons (Oil & Propane) Saved | Annual Dollars Saved | Lifetime Dollars Saved | Annual CO <sub>2</sub> (Tons) Saved |
|---------------|-------------------|------------------|--------------------|----------------------|------------------|--------------------|--------------------------------------|----------------------------------------|----------------------|------------------------|-------------------------------------|
| Pomfret       | \$ 93,036         | 250,400          | 2,965,260          | 30                   | 100              | 1,817              | 1,912                                | 36,326                                 | \$ 55,458            | \$ 684,319             | 109                                 |
| Portland      | \$ 334,473        | 660,200          | 7,900,074          | 122                  | 1,179            | 23,107             | 6,951                                | 141,761                                | \$ 151,638           | \$ 1,950,067           | 315                                 |
| Preston       | \$ 80,916         | 131,157          | 1,736,007          | 24                   | 186              | 2,790              | 2,990                                | 55,066                                 | \$ 34,189            | \$ 487,584             | 78                                  |
| Prospect      | \$ 246,179        | 241,770          | 2,838,893          | 53                   | 2,532            | 38,159             | 7,828                                | 150,623                                | \$ 70,479            | \$ 977,061             | 185                                 |
| Putnam        | \$ 519,917        | 1,140,148        | 15,125,962         | 171                  | 4,936            | 85,216             | 4,193                                | 83,018                                 | \$ 244,824           | \$ 3,302,609           | 476                                 |
| Redding       | \$ 143,385        | 100,683          | 1,232,916          | 34                   | 521              | 8,799              | 8,722                                | 177,916                                | \$ 42,639            | \$ 699,756             | 131                                 |
| Ridgefield    | \$ 559,402        | 705,125          | 7,127,186          | 149                  | 19,409           | 264,930            | 19,045                               | 399,653                                | \$ 205,979           | \$ 2,662,652           | 574                                 |
| Rocky Hill    | \$ 781,498        | 1,497,618        | 15,952,496         | 280                  | 29,269           | 475,471            | 10,097                               | 183,364                                | \$ 351,497           | \$ 4,067,162           | 823                                 |
| Roxbury       | \$ 24,020         | 12,054           | 154,645            | 4                    | 149              | 2,232              | 1,082                                | 18,281                                 | \$ 5,287             | \$ 78,863              | 16                                  |
| Salem         | \$ 58,035         | 77,972           | 1,084,409          | 18                   | 186              | 2,790              | 2,429                                | 44,540                                 | \$ 22,033            | \$ 331,166             | 53                                  |
| Salisbury     | \$ 51,088         | 73,970           | 803,614            | 15                   | 186              | 2,790              | 1,871                                | 35,736                                 | \$ 19,902            | \$ 254,708             | 44                                  |
| Scotland      | \$ 7,481          | 3,298            | 44,522             | 1                    | -                | -                  | 309                                  | 5,620                                  | \$ 1,438             | \$ 22,917              | 4                                   |
| Seymour       | \$ 551,909        | 396,354          | 4,701,667          | 60                   | 4,590            | 73,666             | 14,674                               | 294,841                                | \$ 120,433           | \$ 1,739,780           | 327                                 |
| Sharon        | \$ 127,274        | 97,853           | 1,280,640          | 10                   | 149              | 2,232              | 1,503                                | 27,419                                 | \$ 23,700            | \$ 326,875             | 50                                  |
| Shelton       | \$ 1,280,524      | 2,726,015        | 28,273,275         | 470                  | 64,398           | 1,098,757          | 11,362                               | 235,276                                | \$ 631,319           | \$ 7,216,467           | 1,494                               |
| Sherman       | \$ 61,074         | 77,877           | 1,130,180          | 14                   | 161              | 2,418              | 2,698                                | 51,138                                 | \$ 22,714            | \$ 357,176             | 55                                  |
| Simsbury      | \$ 840,493        | 1,574,393        | 19,110,135         | 364                  | 24,978           | 340,434            | 17,817                               | 353,822                                | \$ 383,119           | \$ 5,008,438           | 899                                 |
| Somers        | \$ 573,798        | 1,200,565        | 14,890,078         | 183                  | 371              | 6,375              | 9,061                                | 191,567                                | \$ 265,780           | \$ 3,463,458           | 513                                 |
| South Windsor | \$ 1,465,036      | 2,754,442        | 34,666,102         | 405                  | 49,234           | 896,846            | 18,470                               | 329,866                                | \$ 642,429           | \$ 8,543,273           | 1,484                               |
| Southbury     | \$ 768,267        | 1,063,959        | 13,353,198         | 210                  | 7,333            | 101,409            | 11,122                               | 222,880                                | \$ 249,025           | \$ 3,320,037           | 532                                 |
| Southington   | \$ 2,558,422      | 6,335,942        | 65,928,018         | 775                  | 64,058           | 1,234,088          | 28,125                               | 474,311                                | \$ 1,402,357         | \$ 15,450,809          | 2,932                               |
| Sprague       | \$ 119,776        | 80,031           | 910,048            | 10                   | 58               | 1,157              | 2,490                                | 48,986                                 | \$ 22,424            | \$ 304,560             | 56                                  |
| Stafford      | \$ 365,345        | 611,498          | 7,896,469          | 71                   | 223              | 3,348              | 7,855                                | 156,188                                | \$ 143,462           | \$ 1,971,714           | 297                                 |
| Stamford      | \$ 4,643,455      | 8,734,289        | 98,630,394         | 1,240                | 225,361          | 3,350,837          | 29,893                               | 578,466                                | \$ 2,021,854         | \$ 24,126,803          | 4,841                               |
| Sterling      | \$ 43,483         | 57,209           | 764,696            | 8                    | 124              | 1,860              | 1,916                                | 36,717                                 | \$ 16,513            | \$ 247,245             | 40                                  |
| Stonington    | \$ 850,025        | 1,146,792        | 14,162,804         | 172                  | 11,901           | 256,097            | 17,008                               | 339,198                                | \$ 284,048           | \$ 3,907,213           | 657                                 |
| Stratford     | \$ 2,737,930      | 4,608,384        | 47,725,483         | 618                  | 167,796          | 2,275,478          | 10,753                               | 232,396                                | \$ 1,093,883         | \$ 12,140,799          | 2,817                               |
| Suffield      | \$ 647,605        | 1,193,444        | 13,795,793         | 158                  | 3,430            | 58,580             | 9,126                                | 174,343                                | \$ 267,101           | \$ 3,250,445           | 529                                 |
| Thomaston     | \$ 267,377        | 384,154          | 4,324,580          | 70                   | 9,907            | 156,218            | 5,227                                | 94,109                                 | \$ 98,781            | \$ 1,239,329           | 253                                 |
| Thompson      | \$ 140,388        | 188,862          | 2,456,983          | 27                   | 111              | 1,964              | 5,807                                | 118,366                                | \$ 53,224            | \$ 798,323             | 119                                 |
| Tolland       | \$ 460,341        | 494,379          | 6,243,100          | 98                   | 651              | 10,903             | 14,284                               | 287,643                                | \$ 136,628           | \$ 1,985,836           | 319                                 |
| Torrington    | \$ 1,072,159      | 2,110,035        | 20,474,947         | 280                  | 31,585           | 539,462            | 14,115                               | 259,858                                | \$ 487,216           | \$ 5,220,154           | 1,094                               |
| Trumbull      | \$ 1,934,182      | 2,861,746        | 33,419,125         | 371                  | 222,250          | 3,105,021          | 15,369                               | 343,238                                | \$ 797,520           | \$ 10,318,394          | 2,591                               |
| Union         | \$ 15,658         | 11,163           | 152,681            | 3                    | -                | -                  | 640                                  | 12,867                                 | \$ 3,861             | \$ 62,638              | 11                                  |
| Vernon        | \$ 657,254        | 1,018,173        | 12,252,850         | 178                  | 18,706           | 347,750            | 13,505                               | 257,924                                | \$ 254,663           | \$ 3,401,872           | 622                                 |
| Voluntown     | \$ 50,565         | 63,563           | 1,189,508          | 7                    | 37               | 558                | 2,553                                | 55,630                                 | \$ 19,250            | \$ 376,405             | 50                                  |
| Wallingford   | \$ 511,489        | 1,006,962        | 4,309,890          | 124                  | 59,220           | 725,482            | 765                                  | 11,460                                 | \$ 253,499           | \$ 1,541,295           | 741                                 |
| Warren        | \$ 19,073         | 10,517           | 136,666            | 5                    | -                | -                  | 1,307                                | 25,661                                 | \$ 5,557             | \$ 94,784              | 14                                  |
| Washington    | \$ 158,120        | 315,101          | 4,294,234          | 152                  | 186              | 2,790              | 4,059                                | 81,873                                 | \$ 74,165            | \$ 1,068,800           | 150                                 |
| Waterbury     | \$ 6,376,790      | 7,186,127        | 72,074,575         | 1,072                | 230,926          | 3,594,270          | 52,838                               | 1,001,680                              | \$ 1,771,048         | \$ 20,105,783          | 4,581                               |
| Waterford     | \$ 832,291        | 2,344,538        | 18,703,788         | 327                  | 2,914            | 56,863             | 14,212                               | 289,680                                | \$ 511,264           | \$ 4,504,435           | 998                                 |
| Watertown     | \$ 1,012,229      | 1,623,041        | 20,499,182         | 271                  | 17,829           | 283,991            | 16,011                               | 321,619                                | \$ 382,451           | \$ 5,150,652           | 854                                 |
| West Hartford | \$ 2,133,025      | 4,546,283        | 35,450,515         | 729                  | 94,834           | 1,745,417          | 23,736                               | 449,272                                | \$ 1,054,403         | \$ 9,760,155           | 2,467                               |
| West Haven    | \$ 1,697,186      | 3,085,332        | 31,562,410         | 479                  | 56,627           | 1,025,313          | 11,164                               | 238,999                                | \$ 696,880           | \$ 7,812,455           | 1,572                               |
| Westbrook     | \$ 379,670        | 720,987          | 8,360,852          | 118                  | 11,253           | 187,568            | 2,876                                | 53,421                                 | \$ 161,998           | \$ 1,970,467           | 356                                 |
| Weston        | \$ 199,093        | 82,842           | 948,825            | 34                   | 3,033            | 58,331             | 9,707                                | 194,444                                | \$ 43,509            | \$ 728,455             | 152                                 |
| Westport      | \$ 788,651        | 1,781,957        | 21,360,437         | 201                  | 24,180           | 407,809            | 13,092                               | 264,743                                | \$ 412,383           | \$ 5,291,189           | 920                                 |
| Wethersfield  | \$ 714,792        | 924,889          | 8,041,057          | 170                  | 40,844           | 875,698            | 8,075                                | 148,339                                | \$ 240,237           | \$ 2,762,359           | 673                                 |
| Willington    | \$ 91,940         | 80,602           | 1,115,644          | 12                   | 112              | 1,674              | 2,696                                | 51,340                                 | \$ 23,136            | \$ 352,414             | 57                                  |
| Wilton        | \$ 365,119        | 373,943          | 3,503,937          | 80                   | 2,704            | 39,365             | 18,730                               | 376,852                                | \$ 124,433           | \$ 1,673,947           | 353                                 |
| Winchester    | \$ 181,067        | 226,653          | 1,938,364          | 37                   | 9,526            | 173,484            | 2,128                                | 37,379                                 | \$ 58,913            | \$ 637,177             | 162                                 |
| Windham       | \$ 1,623,125      | 2,941,386        | 30,947,208         | 911                  | 10,226           | 160,176            | 11,244                               | 208,604                                | \$ 630,114           | \$ 6,832,905           | 1,228                               |
| Windsor       | \$ 1,588,491      | 3,030,196        | 34,752,623         | 509                  | 39,000           | 680,890            | 22,905                               | 457,353                                | \$ 700,772           | \$ 8,683,827           | 1,566                               |
| Windsor Locks | \$ 823,650        | 1,076,461        | 11,584,922         | 157                  | 219,076          | 2,523,859          | 8,314                                | 163,688                                | \$ 416,986           | \$ 4,994,385           | 1,863                               |
| Wolcott       | \$ 343,334        | 365,627          | 4,351,365          | 53                   | 2,813            | 47,938             | 13,344                               | 245,758                                | \$ 109,798           | \$ 1,530,854           | 283                                 |
| Woodbridge    | \$ 234,594        | 678,992          | 7,289,712          | 143                  | 1,328            | 24,614             | 7,740                                | 163,066                                | \$ 157,504           | \$ 1,883,054           | 332                                 |
| Woodbury      | \$ 226,036        | 291,979          | 3,370,205          | 55                   | 1,675            | 23,784             | 6,441                                | 125,216                                | \$ 76,564            | \$ 1,008,871           | 180                                 |
| Woodstock     | \$ 147,557        | 181,738          | 2,324,793          | 36                   | 87               | 1,302              | 6,109                                | 119,374                                | \$ 52,333            | \$ 768,799             | 124                                 |

# 2020 Actual Spending / 2021 Budget

|                                                             | 2020 Actuals Electric | 2021 Plan Electric    | 2020 Actuals Natural Gas | 2021 Plan Natural Gas |
|-------------------------------------------------------------|-----------------------|-----------------------|--------------------------|-----------------------|
| <b>2020 Energy Efficiency Programs</b>                      |                       |                       |                          |                       |
| <b>RESIDENTIAL</b>                                          |                       |                       |                          |                       |
| Residential Retail Products                                 | \$ 13,984,943         | \$ 8,534,432          | \$ -                     | \$ -                  |
| Residential New Construction                                | 3,140,451             | 3,366,245             | 1,423,404                | 2,600,063             |
| Home Energy Solutions - Core Services                       | 23,564,646            | 22,448,288            | 7,947,439                | 6,470,804             |
| Home Energy Solutions - HVAC, Water Heaters                 | 11,024,924            | 9,129,870             | 10,513,281               | 8,614,270             |
| Home Energy Solutions—Income Eligible                       | 16,392,842            | 20,159,408            | 6,080,398                | 11,166,941            |
| Residential Behavior                                        | 193,396               | 359,920               | 302,252                  | 308,455               |
| <b>Subtotal Residential</b>                                 | <b>\$ 68,301,201</b>  | <b>\$ 63,998,163</b>  | <b>\$ 26,266,774</b>     | <b>\$ 29,160,533</b>  |
| <b>COMMERCIAL &amp; INDUSTRIAL</b>                          |                       |                       |                          |                       |
| Energy Conscious Blueprint                                  | \$ 15,340,302         | \$ 16,404,187         | \$ 9,813,566             | \$ 8,343,084          |
| Energy Opportunities                                        | 57,378,207            | 45,329,599            | 6,223,362                | 6,553,877             |
| Business & Energy Sustainability (O&M, RetroCx, BSC, PRIME) | 1,795,654             | 4,661,311             | 1,293,406                | 1,890,453             |
| Small Business                                              | 9,296,589             | 19,950,717            | 481,711                  | 1,493,161             |
| <b>Subtotal C&amp;I</b>                                     | <b>83,810,752</b>     | <b>86,345,813</b>     | <b>17,812,045</b>        | <b>18,280,576</b>     |
| <b>OTHER—EDUCATION, ENGAGEMENT &amp; FINANCING</b>          |                       |                       |                          |                       |
| Customer Engagement                                         | \$ 1,505,371          | \$ 2,243,000          | \$ 326,130               | \$ 482,000            |
| Educate the Public                                          | 385,116               | 984,208               | 34,537                   | 225,820               |
| Educate the Students                                        | 362,964               | 514,988               | 96,064                   | 135,493               |
| Educate the Workforce                                       | 440,780               | 931,890               | 92,485                   | 171,719               |
| Residential Loan Program (Includes ECLF and OBR)            | 2,903,110             | 1,050,871             | 213,399                  | 257,107               |
| C&I Financing Support                                       | 3,103,714             | 2,586,339             | -                        | 188,905               |
| Research, Development & Demonstration                       | 161,886               | 313,477               | 56,007                   | 150,000               |
| <b>Subtotal Education, Engagement &amp; Financing</b>       | <b>\$ 8,862,941</b>   | <b>\$ 8,624,772</b>   | <b>\$ 818,623</b>        | <b>\$ 1,611,045</b>   |
| <b>OTHER—LOAD MANAGEMENT</b>                                |                       |                       |                          |                       |
| Residential Demand Response                                 | \$ 2,285,043          | 7,370,876             | \$ -                     | -                     |
| C&I Demand Response                                         | 2,574,183             | 5,481,455             | -                        | -                     |
| <b>Subtotal Load Management</b>                             | <b>\$ 4,859,227</b>   | <b>\$ 12,852,331</b>  | <b>\$ -</b>              | <b>\$ -</b>           |
| <b>OTHER—ADMINISTRATIVE &amp; PLANNING</b>                  |                       |                       |                          |                       |
| Administration                                              | \$ 1,230,344          | \$ 1,175,724          | \$ 283,913               | \$ 469,370            |
| Marketing Plan                                              | 338,887               | 551,780               | 55,475                   | 120,300               |
| Planning                                                    | 776,087               | 843,563               | 365,063                  | 284,088               |
| Evaluation Measurement and Verification                     | 2,398,388             | 2,400,000             | 598,627                  | 600,000               |
| Evaluation Administrator                                    | 279,773               | 263,177               | 69,529                   | 65,793                |
| Information Technology                                      | 1,175,479             | 2,297,261             | 298,955                  | 421,904               |
| Energy Efficiency Board Consultants                         | 484,641               | 520,000               | 131,167                  | 129,999               |
| Audits - Financial and Operational                          | 63,904                | 84,000                | 13,194                   | 30,000                |
| Performance Management Incentive (PMI)                      | 8,972,287             | 8,059,023             | 2,347,435                | 2,292,652             |
| <b>Admin/Planning Expenditures</b>                          | <b>\$ 15,719,791</b>  | <b>\$ 16,194,527</b>  | <b>\$ 4,163,358</b>      | <b>\$ 4,414,107</b>   |
| <b>TOTAL EE BUDGET</b>                                      | <b>\$ 181,553,912</b> | <b>\$ 188,015,607</b> | <b>\$ 49,060,800</b>     | <b>\$ 53,466,261</b>  |

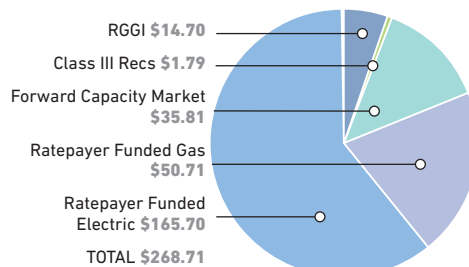
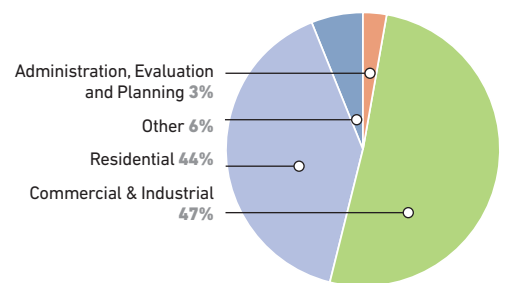
## LOAD MANAGEMENT & PEAK DEMAND

C&LM Demand Savings and Active Demand Response Programs reduce peak demand and have direct impact on consumers, as reductions in needed capacity can result in lower electricity prices and also reduce the federally mandated congestion charges on electric bills.



## 2020 EFFICIENCY PROGRAM SPENDING

Energy efficiency programs are administered to maximize the cost-effectiveness and impacts of energy efficiency and load management activities.



## 2020 EFFICIENCY PROGRAM FUNDING

Funding for energy efficiency programs comes from many sources. Funding reflects 2020 revenues received. (In Millions)

# Activities in 2020 Produced Substantial Economic and Environmental Benefits for Residents, Businesses and Municipalities



|                                                      | Annual Savings (Millions) | Lifetime Savings (Millions) | Number of Projects & Rebates <sup>1</sup> | Annual CO <sub>2</sub> Emissions Reduced (Tons) | Annual MMBTUs Reduced (Thousands) |
|------------------------------------------------------|---------------------------|-----------------------------|-------------------------------------------|-------------------------------------------------|-----------------------------------|
| Home Energy Solutions (Including Rebates)            | \$ 9.72                   | \$ 162.56                   | 122,906                                   | 32,639                                          | 433,293                           |
| Home Energy Solutions — Income Eligible              | \$ 2.52                   | \$ 36.31                    | 25,575                                    | 6,763                                           | 87,876                            |
| Retail Products                                      | \$ 11.27                  | \$ 50.04                    | 731,083                                   | 17,774                                          | 171,642                           |
| Residential New Construction                         | \$ 1.51                   | \$ 27.75                    | 2,166                                     | 3,294                                           | 40,018                            |
| Small Business Energy Advantage                      | \$ 2.88                   | \$ 33.92                    | 605                                       | 4,782                                           | 47,501                            |
| Existing Buildings (Mid- and Large-Sized Businesses) | \$ 26.06                  | \$ 286.45                   | 3,365                                     | 58,881                                          | 646,360                           |
| New Construction/Equipment (Business)                | \$ 5.33                   | \$ 78.22                    | 2,138                                     | 18,470                                          | 243,172                           |
| <b>Total</b>                                         | <b>\$ 59.30</b>           | <b>\$ 675.25</b>            | <b>887,838</b>                            | <b>142,603</b>                                  | <b>1,669,861</b>                  |

## ENHANCING CONNECTICUT'S QUALITY OF LIFE: PROTECTING OUR ENVIRONMENT, PROMOTING CLEAN AIR AND BETTER HEALTH

| Air Emissions   | Estimated Annual Savings 2020 (Tons) |        |                      | Estimated Lifetime Savings 2020 (Tons) |         |                      |
|-----------------|--------------------------------------|--------|----------------------|----------------------------------------|---------|----------------------|
|                 | Electric                             | Gas    | Fuel Oil and Propane | Electric                               | Gas     | Fuel Oil and Propane |
| SO <sub>x</sub> | 15                                   | 0      | 0                    | 154                                    | 3       | 4                    |
| NO <sub>x</sub> | 23                                   | 28     | 14                   | 239                                    | 411     | 266                  |
| CO <sub>2</sub> | 88,331                               | 37,540 | 16,732               | 919,964                                | 557,541 | 321,196              |

### \$5.2 Million in public health costs saved

Clean energy reduces emissions and pollutants resulting in healthier and cleaner air.<sup>2</sup>



<sup>1</sup> Additionally there are 17,608 customers that participated in active demand response programs.

<sup>2</sup> EPA Avoided Emissions and Generation Tool (AVERT) and EPA Co-Benefits Risk Assessment Model.

## 2020 RESIDENTIAL PROGRAM SAVINGS



**SAVINGS:**  
Annual: **\$25.0 Million**  
Lifetime:  
**\$276.6 Million**



**Projects and  
Rebates:**  
**899,129**



**CO<sub>2</sub> Emissions  
Reduced:**  
Annual: **60,470 Tons**  
Lifetime:  
**845,953 Tons**



### Energy Savings

**kWh = Electricity**  
Annual: **80.42 Million**  
Lifetime:  
**632.92 Million**

**CCF = Natural Gas**  
Annual: **2.4 Million**  
Lifetime:  
**47.23 Million**

**Gallons =  
Fuel Oil and Propane**  
Annual: **1.62 Million**  
Lifetime:  
**30.98 Million**

## 2020 COMMERCIAL & INDUSTRIAL PROGRAM SAVINGS



**SAVINGS:**  
Annual: **\$34.27  
Million**  
Lifetime:  
**\$398.59 Million**



**Projects and  
Rebates:**  
**6,317**



**CO<sub>2</sub> Emissions  
Reduced:**  
Annual: **82,133 Tons**  
Lifetime:  
**952,749 Tons**



### Energy Savings

**kWh = Electricity**  
Annual: **169.32  
Million**  
Lifetime:  
**1.97 Billion**

**CCF = Natural Gas**  
Annual: **3.5 Million**  
Lifetime: **40.3 Million**

## COMBINED 2020 RESIDENTIAL, COMMERCIAL & INDUSTRIAL SAVINGS



**SAVINGS:**  
Annual: **\$59.27  
Million**  
Lifetime:  
**\$675.19 Million**



**Projects and  
Rebates:**  
**905,446**



**CO<sub>2</sub> Emissions  
Reduced:**  
Annual: **142,603 Tons**  
Lifetime:  
**1,798,702 Tons**



### Energy Savings

**kWh = Electricity**  
Annual: **249.74  
Million**  
Lifetime: **2.6 Billion**

**CCF = Natural Gas**  
Annual: **5.8 Million**  
Lifetime: **87.5 Million**

**Gallons =  
Fuel Oil and Propane**  
Annual: **1.62 Million**  
Lifetime:  
**30.98 Million**



# ENERGY EFFICIENCY BOARD

## PROMOTING ECONOMIC DEVELOPMENT, ENVIRONMENTAL BENEFITS, AND ENERGY SECURITY THROUGH THE EFFICIENT USE OF ENERGY.

Energy efficiency programs and services are marketed under the statewide brand, Energize Connecticut<sup>SM</sup>, and provided by Eversource, Connecticut Natural Gas, Southern Connecticut Gas and United Illuminating. The EEB's members are drawn from private and public entities and represent a cross section of energy consumers including residents, business, non-profits, communities and municipalities. The EEB is assisted by consultants who are experts in their respective fields. The EEB assists and advises the utilities throughout the year via participation in various committees and as a whole. The EEB also collaborates and cooperates with the energy efficiency programs of the Connecticut Municipal Electric Energy Cooperative ([www.CMEEC.com](http://www.CMEEC.com)) and the Wallingford Electric Division ([www.town.wallingford.ct.us/Content/Electric\\_Division.asp](http://www.town.wallingford.ct.us/Content/Electric_Division.asp)). Please visit their websites for more information.

## BOARD MEMBERS, DESIGNEES AND UTILITY REPRESENTATIVES



**Ronald J. Araujo**  
Eversource (Gas)  
PO Box 270  
Hartford, CT 06141



**Michael Li**  
Designee, Department of Energy and Environmental Protection  
10 Franklin Square  
New Britain, CT 06051



**Eric Brown**  
Connecticut Business & Industry Association  
350 Church Street  
Hartford, CT 06103



**Bruce McDermott**  
Murtha Cullina  
265 Church Street  
New Haven, CT 06510




**Stephen J. Bruno**  
Eversource (Electric)  
PO Box 270  
Hartford, CT 06141



**Amy McLean**  
Vice-Chair  
Acadia Center  
21 Oak Street  
Suite 202  
Hartford, CT 06106



**Katie Dykes**  
Commissioner,  
Department of Energy and Environmental Protection  
79 Elm Street  
Hartford, CT 06106



**Elizabeth Murphy**  
United Illuminating  
60 Marsh Hill Road  
Orange, CT 06477



**Amanda Fargo-Johnson**  
CT RC&D / CT Farm Energy Program  
1066 Saybrook Road  
PO Box 70  
Haddam, CT 06438



**Walter Szymanski**  
Courtesy Attendee  
Representing  
Wallingford Electric Division  
100 John Street  
Wallingford, CT 06492



**Joel Kopylec**  
Connecticut Natural Gas and Southern Connecticut Gas  
60 Marsh Hill Road  
Orange, CT 06477



**William Tong**  
Attorney General  
55 Elm Street  
Hartford, CT 06106

**Neil W. Beup**  
Chairperson  
Linde  
10 Riverview Road  
Danbury, CT 06810



**Jack Traver**  
Traver IDC  
151 Homer Street  
Waterbury, CT 06704




**John Viglione**  
Economist  
State of Connecticut



**Brenda Watson**  
Executive Director  
Operation Fuel  
75 Charter Oak Avenue, St.2-240  
Hartford, CT 06106



**Scott Whittier**  
Director of Enabling Services  
Connecticut Municipal Electric Energy Cooperative  
30 Stott Avenue  
Norwich, CT 06360



**John Wright**  
Designee, Office of The Attorney General  
Ten Franklin Square  
New Britain, CT 06051

BROUGHT TO YOU BY

**EVERSOURCE**



PROUD SPONSORS OF

**energize CONNECTICUT**